

Notecaddy Pro.Tools

Description of features,
usage of popups and statistics

Information

Pictures of pop-ups, examples of badges, exploiting opponents,
bet size on preflop & postflop and using of stats,
which allows to better know the opponents you play with.


www.notecaddyprotools.com

Skype: Notecaddy.ProTools

E-mail: notes@notecaddyprotools.com

Notecaddy Pro.Tools

Professional package of statistics & pop-ups




Contents

Notecaddy Pro.Tools	2
Badges (Informers)	3
Pop-ups	4
Statistics availability in pop-ups	5
Ranges displaying	7
Positional gameplay (pop-ups SB and BB / BTN vs Blinds, BTN call 3bet / Blinds vs BTN)	9
Advanced statistics on Hero	10
Stats displaying win frequency at showdown	12
Pop-up Showdown	13
Pop-up Winrate	14
Game statistics for different board textures	15
Bet sizes, bet size, and bet sizes again	16
And more	18
Terms	18
Reviews Notecaddy Pro.Tools	18
Notecaddy Pro.Tools packages	19
Contacts	19



Notecaddy Pro.Tools

Professional package of statistics & pop-ups



Notecaddy Pro.Tools

Professional package of statistics & pop-ups

www.notecaddyprotools.com

skype: Notecaddy.ProTools

e-mail: notes@notecaddyprotools.com

Notecaddy Pro.Tools

Due to great experience in poker, work with statistics in Notecaddy, and opportunity to investigate gaming fields, we could create the Notecaddy Pro.Tools package. This is a package of stats, badges, and customized pop-ups providing advanced statistics on opponents. Due to it, you will be able to better see and understand trends of opponents and to easier use leaks/errors of their strategies against themselves.

Usage:

Due to Notecaddy Pro.Tools, you can use its stats by adding it to HUD or to your pop-ups. Also, you can install new pop-ups from the Pro.Tools package to the HUD you use; it allows to get accustomed to advanced statistics easier and faster. Along with that, the package goes with a preset HUD with badges and pop-ups of three colours to choose from (light/dark/grey), which will be available for use immediately after installation in Hm2. Notecaddy Pro.Tools provides extra information on opponents, it allows you to find out more profitable lines to play your hands and to see more situations for exploiting your opponents. By using this functionality, you can increase your profits and grow up on limits faster.



Notecaddy Pro.Tools

Professional package of statistics & pop-ups



Badges (Informers)

Along with HUD, some small images/icons are displayed, which show preflop and postflop leaks/exploiting of opponents.

Using badges makes HUD more visual, they help to see places where your opponent's game is unbalanced and you could increase your profit by exploiting players on both preflop and postflop.



For multi-tabling



High fold to cold 4bet (open raise + 3bet ++ 4bet = cold 4bet)



High fold to isolation 3bet (limp+raise + 3bet = **iso3bet**)



High fold to 4bet after squeeze



High fold to cbet after limit call

And others ...

Usage:

In a game on several tables, a group of badges on preflop actions facilitates detecting leaks of opponents and exploiting opponents more often.

For table selection



High profit Hero vs Opponent



Low profit Hero vs Opponent

Usage:

These badges are helpful to improve selection of better tables with players you beat.

A group of two badges, which appear when you win or lose vs Opponent. It helps you to pay more attention to players, who are superior to you, or to easier find out tables with weaker teams.

For steal BB vs SB



High fold to steal BB vs SB

Usage:

This badge appears on your opponent, when high fold to steal SB vs BB occurs. Clicking on the badge shows information on optimal/profitable raise size, you can change the size of steal SB vs BB to make it more profitable.

And others ...

(Full list of badges in [description file](#))

Using badges in HUD:

Badges/informers are displayed on the table along with HUD, they serve to show more visual information on opponents and facilitate decision-making on preflop and postflop. The kit of badges in Pro.Tools packages is optimal. Due to it, your HUD is not overcharged with information and you can use this functionality effectively.



Notecaddy Pro.Tools

Professional package of statistics & pop-ups



Pop-ups

List of pop-ups:

PFR – Preflop raise on positions (Preflop 1st Raise/Postflop: Limit/Limpraise pots)

PFR-IP – Preflop raiser in position (Postflop/Actions on boards)

PFR-OOP – Preflop raiser out of position (Postflop/ Actions on boards)

Caller-IP – Caller in position (Preflop/Postflop/ Actions on boards)

Caller-OOP – Caller out of position (Preflop/Postflop/ Actions on boards)

3bet – 3bet/Squeeze/Folds on 4bet etc. (Preflop/Postflop)

4bet – 4bets /Folds on 4bet / Folds on 5bet etc. (Preflop /Bet sizes)

Fold 3bet IP – Fold on 3bet in position (Preflop/Postflop)

Fold 3bet OOP – Fold on 3bet out of position (Preflop/Postflop)

Resteal – 3bet BB+SB vs BTN+CO (Preflop/Postflop BTN vs Blinds)

Steal – Preflop and postflop SB and BB (Preflop/Postflop: SRP, 3bet pot, Limp Pot)

Blinds vs BTN – Postflop BB vs BTN / SB vs BTN

BTN vs Blinds – Preflop and postflop BTN vs Blinds (Preflop/Postflop: SRP, 3bet pot)

Showdown – Showdown (Actions on bet sizes)

Winrate – Winrate (Total profit/Win Hero vs Opponent)

(for more information see statistics in pop-ups)

Pro.Tools pop-ups have three colour skins: light, dark, grey



Usage:

You can choose the pop-up colour, which is the best for you. It depends on personal preferences and a poker table colour (layout). Use the colour you need for a better experience.



Notecaddy Pro.Tools

Professional package of statistics & pop-ups



Statistics availability in pop-ups

Notecaddy enables you to create the stats you need in you gameplay. Due to huge experience in stat creation and investigation of gaming fields NL500/PLO500/CAP200-400/SNG-MTT \$200, we added stats to Pro.Tools packages in compliance with current gaming trends to enable you to use valid stats and stay one step ahead of your opponents.

The amount of statistics in pop-ups allows to better see and understand opponents, the information concerning preflop/postflop actions has more details and higher accuracy.

Preflop stats: 3bets eliminate squeezes, folds to 4bets on positions etc.

All postflop stats refer to 1-to-1 gameplay, rather than to a case, when a half of players are on flop. A separate block for multi-pots.

Actions for various bet sizes.

Statistics of games vsHero and how opponents see you

Stats on games on different board structures

Positional gameplay (Postflop SB and BB, Blinds and BTN etc.)

and many other opportunities

**In pop-ups, you can find a lot of new stats not included in Hm2.*

Examples:




[\(pop-up Steal\)](#)




[\(pop-up BTN vs Blinds\)](#)




[\(pop-up Fold 3bet IP\)](#)



[\(pop-up Resteal\)](#)




[\(pop-up Caller IP\)](#)



[\(pop-up Blinds vs BTN\)](#)

[\(pop-up 3bet\)](#)



[\(pop-up Fold 3bet OOP\)](#)



[\(pop-up Caller OOP\)](#)




[\(pop-up Winrate\)](#)



[\(pop-up Showdown\)](#)

[\(pop-up PFR IP\)](#)

[\(pop-up PFR OOP\)](#)



[\(pop-up PFR\)](#)



Notecaddy Pro.Tools

Professional package of statistics & pop-ups



Usage:

Pop-ups were designed with maximum convenience to enable you to use the whole Pro.Tools functionality. Stats layout have the same structure for all pop-ups, it facilitates adaptation and allows to remember the location of statistics. Preflop and postflop are combined in a single pop-up for more convenient obtaining of information on actions.

PostFlop BB	Flop	Turn	River
fold to cbet	32	24	35(31)
raise	5	5	23(30)
+bet	38(8)	67(3)	
+bet	50(2)		
MissedCbet	Float 3bars	Float Turn	Float River
	51	52	47(47)
	46(28)	26(19)	
	67(6)		

raise	5
+bet	38(8)
+bet	50(2)

raise: raise on flop

+ bet: bet on Turn after raise on Flop

+ bet: bet on River after raise on Flop

MissedCbet	Float 3bars
	51
	46(28)
	67(6)

Float = caller's bet after preflop raiser's check

vs Missed Cbet

(BB actions after missed Cbet)

Bet on Flop

+ bet on Turn

+ bet on River

For better statistics reading, pop-ups have outlined stats: this is the statistics with consequential actions, i.e. **Raise** on flop, **+bet** on turn after raise on flop followed by **+bet** on river. By so means, in the column with outlined stat, you can easily see how he raises and bets after raise on the following streets.



Notecaddy Pro.Tools

Professional package of statistics & pop-ups



Ranges displaying

In Pro.Tools pop-ups, both classical percentage stats and stats with graphical presentation of ranges of opponents are used. This feature is used in all Pro.Tools pop-ups enabling to better see opponents' ranges and to make right decisions more often.

Preflop stats: CallOpen IP/OOP, Call 3bet IP/OOP etc.;

Postflop stats: Raise, Check Raise etc..

Preflop ranges are displayed as a matrix, postflop ranges as a chart.

Pop-ups are provided with extra information on ranges, hovering over a stat reveals the action's range.

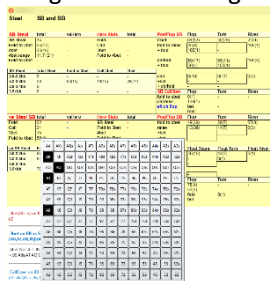
Matrix presentation of preflop ranges

Ranges below pop-up



Example

Ranges with hovering over preflop stat (**Heat Map**)



Example

Chart presentation of postflop ranges



Example



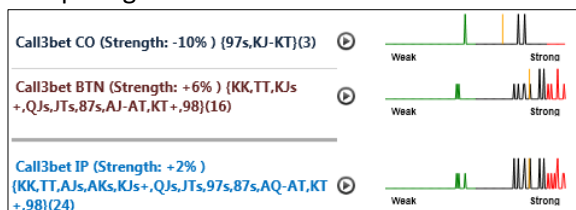
Notecaddy Pro.Tools

Professional package of statistics & pop-ups

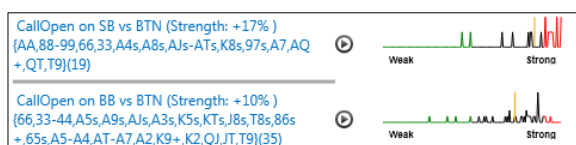


Examples:


Preflop ranges:



(Pop-up BTN vs Blinds)




(Pop-up Blinds vs BTN)



(Pop-up ReSteal)

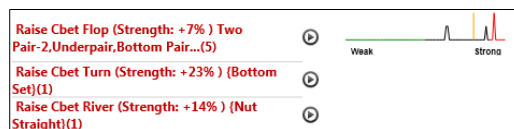
Postflop ranges:



(Pop-up Caller IP)

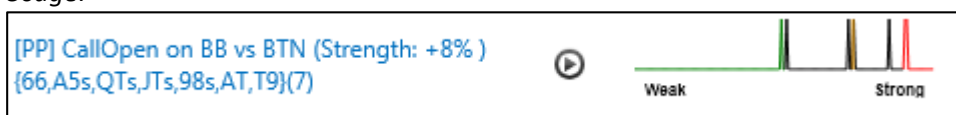


(Pop-up Fold 3bet OOP)



(Pop-up Fold 3bet IP)

Usage:



Below the Blinds vs BTN pop-up, we can see BB vs BTN call range, presented as a list of hands. Hovering over the stat reveals its call's matrix.

This information has also an extra Strength indicator (Strenght of hand) showing how much the opponent's specter differs from the average value on your limit.

When huge information on the opponent is available, Strength allows to better see how the range is shifted towards the stronger/weaker side

Strenght: +8% = Range Strength as compared to the average value on your limit.



Notecaddy Pro.Tools

Professional package of statistics & pop-ups



Positional gameplay

(pop-ups SB and BB / BTN vs Blinds, BTN call 3bet / Blinds vs BTN)

In BTN/SB/BB positions, they play in extended ranges. So, in Pro.Tools packages we use pop-ups with detailed positional statistics, including regular and 3bet pots. Statistics on preflop and postflop are used for positions: BTN vs Blinds / SB and BB vs BTN / SBvsBB and BBvsSB. Pop-ups have extra information on preflop bet sizes, stats vsHero, and how the opponent sees you.

Examples:

This screenshot displays the 'SB vs BB' pop-up statistics. It includes a table with columns for 'Hero', 'SB', and 'BB' across various metrics like 'Preflop', 'Postflop', and 'Total'. The data is presented in a structured, color-coded format typical of the software's interface.

(pop-up Steal)

This screenshot shows the 'BTN vs Blinds' pop-up statistics. It features a table with columns for 'Hero', 'BTN', and 'Blinds' across different game metrics. The layout is consistent with the other examples, showing detailed positional data.

(pop-up BTN vs Blinds)

This screenshot displays the 'Blinds vs BTN' pop-up statistics. It includes a table with columns for 'Hero', 'Blinds', and 'BTN' across various game metrics. The data is presented in a structured, color-coded format.

(pop-up Blinds vs BTN)

Usage:

Statistics of playing in extended ranges may be considerably different from general stats. So, application of positional pop-ups allows to better see your opponents on postflop and how much their actions differ from general actions. Use opponents' weaknesses and unbalanced playing in extended ranges against themselves.



Notecaddy Pro.Tools

Professional package of statistics & pop-ups



Advanced statistics on Hero

Game statistics vsHero are available in every pop-up to see how opponents change their playing against you (adjusting).

Two types of stats on Hero play:

Blue stats show the opponent plays vs you.

Red stats show how you play vs the opponent, i.e. how he sees you.

Examples of preflop stats:

Pop-up Fold 3bet OOP

Fold 3bet	OOP	3B by Hero	6
Hero Stats	OOP	IP	ReSteal
3bet	3(34)	2(85)	9
Fold 4bet	-	100(1)	-
vs Hero	OOP	IP	ReSteal
Fold 3bet	50(2)	100(1)	75(12)
Call 3bet	0(2)	0(1)	25(12)
5bet range	50(2)	0(1)	0(12)
1,6	-	-	-

Pop-up Steal

SB Steal	total	vsHero	Hero Stats	total
SB Steal	44	44(79)	Fold	66(35)
Fold to 3bet	44(9)	33(3)	Call	26(35)
4bet	22(9)	33(3)	3bet	9(35)
4bet range	9,3 (9)		Fold to 4bet	0(1)
Fold to 5bet	0(1)	0(1)		

vs Steal SB	total	vsHero	Hero Stats	total
Fold	61(94)	50(8)	SB Steal	14(57)
Call	23(94)	38(8)	Fold to 3bet	100(1)
3bet	16(94)	13(8)	4bet	0(1)
Fold to 4bet	100(5)	-	Fold to 5bet	-

Examples of postflop stats:

Pop-up PFR OOP

Hero Stats	Flop	Turn	River
Fold to cbet	18(11)	0(5)	50(2)
raise cbet	9(11)	0(5)	0(1)
float	44(9)	33(3)	100(3)
vs Hero	Flop	Turn	River
Cbet	55(20)	63(8)	40(5)
fold to raise	0(1)	-	-
c/r	0(4)	0(1)	0(3)
ch/fold	100(4)	100(1)	33(3)



(Pop-up Caller OOP)

Usage:

Pro.Tools Omaha | Pro.Tools CAP | Pro.Tools SNG-MTT | Pro.Tools Lite | Notecaddy Text.Notes



Notecaddy Pro.Tools

Professional package of statistics & pop-ups



Stats displaying win frequency at showdown

Opponents may incline to using specific lines in their games for value bets or vice versa - some actions are regularly used for bluffing.

How he plays and how often wins after two checks, how much bluff is used in a bet on river after preflop raiser check.


Pink stats: Bet and Win at Showdown

Pop-ups: Caller In position/Out of position, Preflop Raiser In position/Out of position


Pop-ups have extra **pink stats** to add win frequency at showdown to percentage statistics.

Due to these stats, you can better see how/"how often" the opponent bluffs using this line and avoid betting if he prefers value betting with this line.

Examples:



aft check flop		Turn
vs BET	fold	52
	+ fold river	43
	bet river	35(81) 69(13)
raise		3
+ bet river		60(5)
aft check flop		Turn
Delay CBet	Cbet	49
	+ bet R	28(76) 77(13)
	fold c/raise	77(13)
+ fold R		50(2)
bet river		100(1)
aft check turn		River
(+CBet Flop)	fold	62
	bet river	24 82
aft check turn		River
(+Check Flop)	fold	62(69)
	raise	8(65)
	bet river	28 82(11)



aft check flop		Turn
vs Delay cbet	fold	63
	+fold	27(11)
	+ bet R	35(23) 100(2)
	raise	3
+ bet R		-
aft check Turn		River
(+callCBetFlop)	fold	40(25)
	bet	36(70) 63(8)
aft check Turn		River
(+check Flop)	fold	86(14)
	raise	7(14)
	bet	14(37) 0(1)

Usage:

In pop-ups, next to percentage stats, we can see pink stats showing win at showdown, i.e. the opponent betted and won with this line. This stat demonstrates how successful the opponent's value betting is.



Notecaddy Pro.Tools

Professional package of statistics & pop-ups



Pop-up Showdown

In this pop-up, we can see general statistics on how often the opponent comes to the showdown, information concerning wins at raises/check raises with opening.

The pop-up has been supplemented with information regarding bet sizes used on river, how often he bets and wins. It allows to reveal which bet sizes are used for value and bluffing (**pink stats**). Additional block of **red stats** demonstrates how the opponent reacts to various bet sizes, at which bets he mostly calls or folds.

(TAG)				
WTSD	28			
Won WSF	42			
W\$SD	54			
W\$SD (ex small)	56			
W\$SD Raise	66 (32)	Turn	52 (42)	River
W\$SD CR	50 (18)		84 (19)	77 (43)
				71 (7)
as PFR (SRP)	IP	OOP		
River	Bet & Win%	bet/fold	Bet & Win%	bet/fold
10%-40%	50%	-	60%	100%(1)
40%-60%	70%	50%(2)	64%	44%(9)
60%-80%	83%	-	100%	0%(1)
80%-100%	100%	-	100%	-
100%-200%	-	-	-	-
as Caller (SRP)	IP	OOP		
River	Bet & Win%	Bet & Win%	more often	vs average
10%-40%	75%	50%	fold vs bet IP	fold vs bet OOP
40%-60%	79%	59%	18%	24%
60%-80%	100%	57%	0%	-42%
80%-100%	-	100%	-12%	-9%
100%-200%	-	-	-14%	-21%
			-	20%

Usage #1: Revealing bet sizes of value bets/bluffs

Pink stats - % win at showdown or % successful value bets

Some opponents bet little to be called and much to be laid down. Others bet much when bluffing and little for value.

Using the Showdown pop-up you can easier understand which bet sizes the opponent uses for bluffing and value.

The lower the win at showdown percentage for a specific size, the more bluffs, and vice versa – the higher the win rate, the more often value bets are used.

as PFR (SRP)	IP
River	Bet & Win%
10%-40%	50%

as PFR (SRP) IP: preflop raiser in single raised pot in position

10%-40%: bet on river from 10% to 40% of pot

50%: share of situations where preflop raiser betted from 10% to 40% of pot and won

Usage #2: Revealing inclinations to folds on river bets

Red stats – folds on river at various bet sizes as compared to average figures on your limit.

Opponents may react more trustfully to bets of specific sizes. I.e. the opponent may call high bets more often in presumption that his rival bluffs "all along", or fold low bets suspecting the rival wants to value-bet bit-by-bit.

This block of stats allows to accurately choose bets for bluffing and value-betting to make your opponent call more often when you need it and lay down when you are bluffing.



Notecaddy Pro.Tools

Professional package of statistics & pop-ups



more often	vs average
fold vs bet IP	fold vs bet OOP
18%	24%
0%	-42%
-12%	-9%
-14%	-21%
-	20%

More often vs average fold vs bet: Stats highlighted with red shows how much more often than average the opponent folds vs bets of specific sizes.

Explanation:

18% - caller in position folds vs bet 18% more often for bets 10%-40% of pot

-42% - caller out of position folds vs bet 42% less often for bets 40%-60% of pot

Plus – he folds, Minus – he does not fold.

For bluffs: choose the bet size with positive stat (**18%**)

For value bet: choose the bet size with negative stat (**-42%**)

Pop-up Winrate

The Winrate pop-up displays the general information regarding a player's profit and his number of hands. This pop-up has also been supplemented with information on Hero's profit in games with this player.

The general statistics of Hero wins against the player, disaggregated by gaming situations: Caller / PFR / 3bet / Call 3bet.

2		
-14 bb/100	Win\$	(\$480)
Hands	3	398
5 min	\$0	
10 min	\$0	
20 min	\$0	
Profit Hero		
PostFlop	bb/100	Total bb
Win	329,4	92(28)
as PFR	-109,8	-13(12)
as Caller	117,8	15(13)
3bet Pot	10000,0	100(1)
Call 3bet	-495,0	-10(2)

Usage:

In regular games with multiple hands with the same players, this pop-up can be helpful to better determine the opponents with whom you have a positive profit, that means you earn from them. Also, the Winrate pop-up allows to see to which opponents you regularly loose, to what situations and with which players you should pay extra attention and play cautiously:

PFR / Caller / 3bet / Call 3bet.



Notecaddy Pro.Tools

Professional package of statistics & pop-ups

Game statistics for different board textures



Pop-ups have extra information regarding actions on boards in single raised pot and 3bet pots.
Board types: Paired, A-high etc.
Also, cbets and fold cbets on scare cards of turn and river.

Pop-up examples:




(Pop-up PFR IP)



(Pop-up PFR OOP)

Boards	Flop	Turn	River
A-high	61	50(80)	40(20)
Paired	73(45)	64(11)	100(2)

OverCards	Turn OC	River OC
Cbet in OC + bet ch/fold R	51(41) 29(7) -	29(7)




(Pop-up Caller IP)




(Pop-up Caller OOP)

fold Cbet	Flop	Turn	River
A-KQJ	39(76)	31(16)	0(2)
A-low	33(97)	27(26)	38(8)
Paired	29(38)	25(8)	50(4)

vs Overcard	fold Cbet OC	Turn OC	River OC
fold AKQ + fold + bet	32(19) 17(6) -	33(3)	

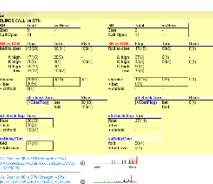


(Pop-up Fold 3bet IP)



(Pop-up Fold 3bet OOP)

fold Cbet	48	43(67)	39(18)
A-high	51(35)	63(8)	100(1)
K-high	41(27)	42(12)	40(5)
Q-high	35(40)	25(12)	25(4)
low	59(61)	47(17)	20(5)



(Pop-up Blinds vs BTN)

BB vs BTN	Flop	Turn	River
fold to cbet	43(60)	36(11)	100(1)
A-high	47(15)	20(5)	-
K-high	25(8)	0(1)	100(1)
Q-high	46(13)	0(1)	-
low	33(12)	100(2)	-

SB vs BTN	Flop	Turn	River
fold to cbet	47(15)	60(5)	0(1)
A-high	67(3)	0(1)	-
K-high	33(3)	50(2)	0(1)
Q-high	50(4)	-	-
low	33(3)	-	-

Usage:

This information shows statistics on cbets and folds on different board textures, it helps to better understand opponents' trends from flop to river.

Preflop raiser's actions on each board: analyze actions on turn and river, some players will bet on A-high once and fold your bet on the following streets or go on aggression on turn, thus kicking out weak hands.

Caller's actions on each board: on A-high, some opponents may often fold on flop, and others will call medium pairs and fold on turn.

Use these blocks of stats to understand how your opponents believe actions on specific board textures, it will save you money on bluffs and let you increase your value bets.



Notecaddy Pro.Tools

Professional package of statistics & pop-ups



Bet sizes, bet size, and bet sizes again

Your opponents may take use of various bet sizes, thus unmasking their hand's strength. You can write down the information or use stat blocks in Pro.Tools pop-ups. Some players bet only little having a weak hand, thus minimizing their bluffs. Others bet little when they have strong hands, thus provoking call, and vice versa. Using their leaks against them, you can make your profit grow. Pop-ups have extra blocks regarding actions with different bet sizes on preflop and postflop: OpenRaise values, folds to steal BB, folds to 3bet depending on the raise value, and others, including folds to raises depending on cbet values.

Example #1: Bet sizes on preflop

OpenRaise: SB / Fold to Steal BB vs SB

SB and BB

SB Steal	Total Steal	Fold to 3bet	Call 3bet	4bet
2.0-2.2bb	0	-	-	-
2.3-2.8bb	3	-	-	-
2.9-3.4bb	38	44(9)	33(9)	22(9)
3.5+bb	3	-	-	-

(Pop-up Steal)

SB Steal	Total Steal	Fold to 3bet	Call 3bet	4bet
2.0-2.2bb	0	-	-	-
2.3-2.8bb	3	-	-	-
2.9-3.4bb	38	44(9)	33(9)	22(9)
3.5+bb	3	-	-	-

vs SB Steal	Fold to Steal	Call Steal	3bet	Fold to 4bet
2.0-2.2bb	38(21)	29(21)	33(21)	100(1)
2.3-2.8bb	60(20)	25(20)	15(20)	100(1)
2.9-3.4bb	69(51)	22(51)	10(51)	100(2)
3.5+bb	100(2)	0(2)	0(2)	-

OpenRaise: CO, BTN,

CO vs BTN

CO PFR	BTN PFR	CO vs BTN
2.0-2.2bb	56	68
2.3-2.8bb	15	67
2.9-3.4bb	16	17
3.5+bb	70 (23)	15 (20)

(Pop-up BTN vs Blinds)

BTN PFR	56	CO PFR	23
vs 3BET	vs BB	vs SB	vs BB
Fold 3B	68	67	53(53)
Call 3B	15	17	18(60)
4bet	16		24
Fold 5bet	70 (23)		15 (20)
4bet range	8		5

OpenRaise	BTN Total	Fold to 3bet	CO Total	Fold to 3bet
2.0-2.2bb	56	67	0	-
2.3-2.8bb	0	-	22	61
2.8-3.4bb	0	0(1)	1	0(5)
3.5bb+	0	-	0	-

Fold to 3bet: Total, IP/OOP

Fold to 3bet IP

Fold to 3bet	Total	IP/OOP
2.0bb-2.2bb	68	70
2.3bb-2.8bb	70	24(34)
2.9bb-3.4bb	47	14(43)
3.5bb+	54(28)	25(4)

(Pop-up Fold to 3bet IP)

Fold 3bet	2.0bb-2.2bb	2.3bb-2.8bb	2.9bb-3.4bb	3.5bb+
Total	68	70	47	54(28)
2.4x-	10(48)	24(34)	14(43)	25(4)
2.5x-2.8x	47(86)	67(39)	59(29)	88(8)
2.9x-3.5x	68	72(82)	48	46(13)
3.6x+	79	83	74(34)	33(3)




Notecaddy Pro.Tools

Professional package of statistics & pop-ups



ReSteal: SB, BB vs CO, BTN




(Pop-up ReSteal)

BBvsBTN	3bet	Fold 4bet	BB vs CO	3bet	Fold 4bet
2.9x-	3	0(2)	2.9x-	2	-
3-3.2x	2	50(4)	3-3.2x	2	100(1)
3.3-3.9x	2	0(4)	3.3-3.9x	1	0(2)
4x+	0	-	4x+	0	100(1)

SBvsBTN	3bet	Fold 4bet	SB vs CO	3bet	Fold 4bet
2.9x-	2	25(4)	2.9x-	2	100(3)
3-3.2x	3	44(9)	3-3.2x	2	50(2)
3.3-3.9x	3	50(4)	3.3-3.9x	1	100(1)
4x+	1	-	4x+	0	-

4bet/Fold to 5bet: Total, IP/OOP

Fold to 4bet: Total, IP/OOP




(Pop-up 4bet)

	Fold 4bet	Fold 4bet IP	Call 4bet	Fold 4bet OOP	Call 4bet
total	62	70	15	38(65)	28(65)
1.8-2.1x	61(33)	58(24)	8(24)	40(10)	0(10)
2.2-3x	70	78(83)	7(83)	40(30)	7(30)
3.1-3.4x	40(5)	25(4)	50(4)	-	-

vs 4bet	Fold 5bet	Fold 5bet IP	Fold 5b OOP
total	33(84)	41(39)	28(40)
16-19bb	44(18)	73(11)	0(4)
20-21bb	0(2)	50(4)	0(2)
22-23bb	47(17)	50(4)	46(13)

Example #2: Bet sizes on postflop:

Fold to cbet raise (cbet/fold): Preflop raiser in position/out of position



(Pop-up PFR OOP)

cbet fold			
40%-60% pot	67(18)	56(9)	80(5)
60%-75% pot	55(75)	42(19)	0(1)
75%-100% pot	40(10)	-	-

Usage:

Some players believe different bet sizes, sometimes folding more often than needed. By using preflop statistics on bet sizes, you can earn from your opponents due to their often folds to 3bets/4bets or you may choose optimal SB vs BB steal value. (The system of badges on preflop bet sizes will also allow to choose optimal 3bet and SB steal sizes)

Preflop statistics on folds to raise allows to play profitable bluff-raises or choose value raises more accurately to pay your strong hands.



Notecaddy Pro.Tools

Professional package of statistics & pop-ups



And more

- 3bets/folds to 3bets after the limper is isolated (iso 3bet/Fold to iso3bet)
- Folds 4bet on positions
- Steals BTN vs Hero (SB/BB)
- 4bets/Folds to cold 4bet
- Squeezes of 2/3/4 players
- Playing in limp pots, limp raised pots

Terms

Notecaddy – a development environment designed to create stats, which you need for playing and which are not included in the HoldemManager2.

Stat – the abbreviation for *statistics*, a percentage index of a specific action. For example, fold to cbet, cbet on A-high boards, or range/specter of raise on flop, etc.

Definition – the name of stats, which are created and used in Notecaddy. You can use definitions in pop-ups to show percentage stats, ranges etc.

Color Definitions – badges (informers), small pictures/icons, shown along with numerical stats in HUD.

Notes – records created for opponents, with whom you play directly. All notes are given mainly vsHero.

Reviews Notecaddy Pro.Tools

<http://www.notecaddyprotools.com/reviews>



Notecaddy Pro.Tools

Professional package of statistics & pop-ups

Notecaddy Pro.Tools packages



ProTools SNG/MTT

Collection of stats and pop-ups for SNG/MTT tournaments

Collection of Notecaddy definitions adapted for tournament games allowing for preflop/postflop stacks and bet sizes



Pro.Tools Omaha

Collection of stats and pop-ups for playing PLO/PLO8.

Collection of definitions for Notecaddy adapted for OMAHA games allowing for preflop/postflop bet sizes and actions on different board textures.



Pro.Tools CAP

Collection of stats and pop-ups for playing on CAP tables.


Collection of Notecaddy definitions adapted for playing on CAP allowing for preflop/postflop bet sizes and actions on different board textures.



Pro.Tools Lite

Collection of stats and pop-ups.

This collection has been designed for beginners. It allows to quickly get accustomed to new extra statistics. High-quality and convenient pop-ups allow to play better versus your opponents.



Notecaddy Text.Notes

Automated creation of text notes **vsHERO**

A new opportunity allowing to automatically create notes on opponents you play with, in English or other languages.

Contacts

<http://www.notecaddyprottools.com>

Skype: Notecaddy.ProTools

E-mail: notes@notecaddyprottools.com

